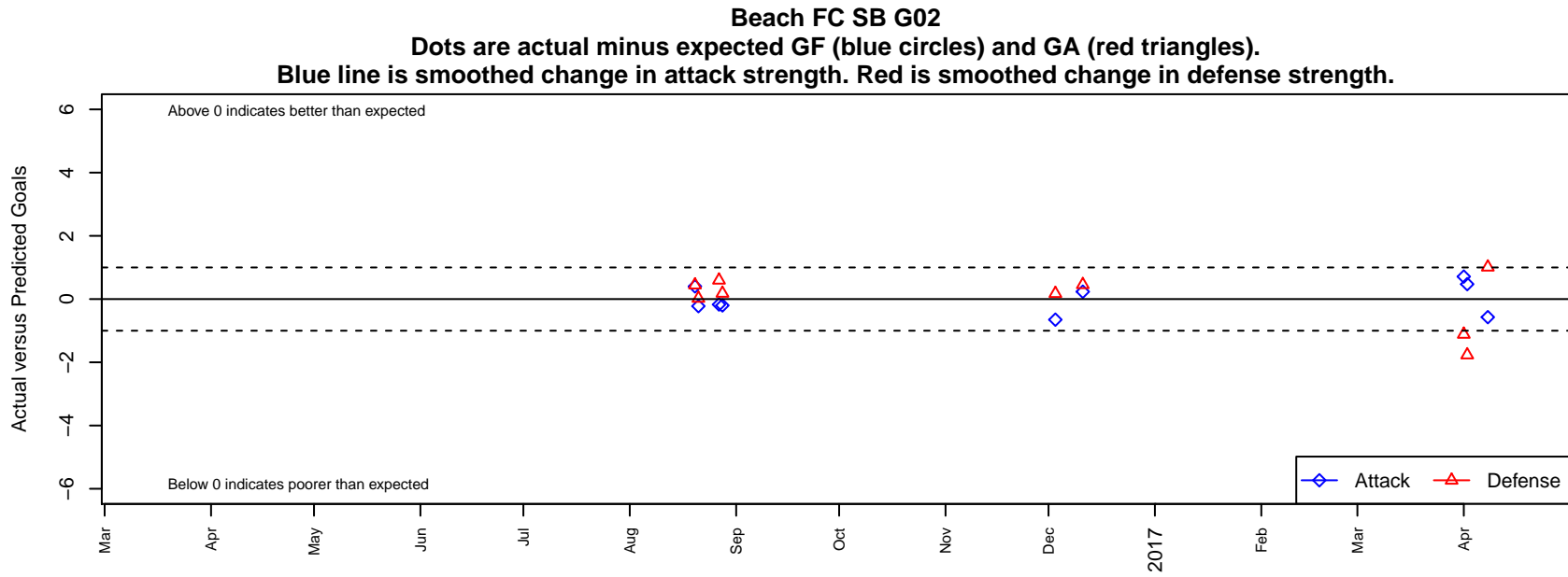


Beach FC SB G02

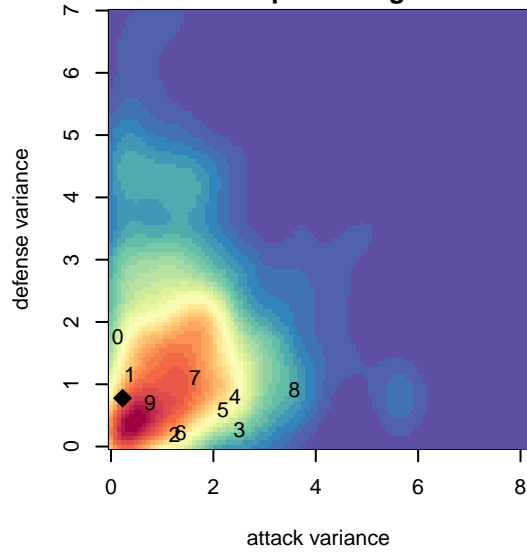
, CAS
G02 total strength=1768
attack=19.87 defense=41.4
notes= Torres 2016

alt names used:
Beach FC SB G02 Torres

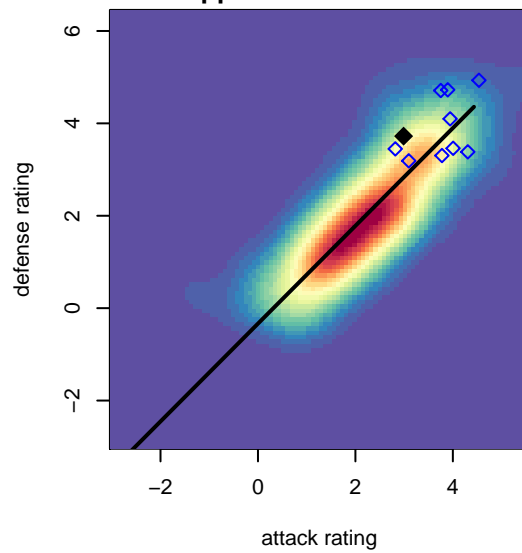
Venues played:
2016 FWRL CAS G02



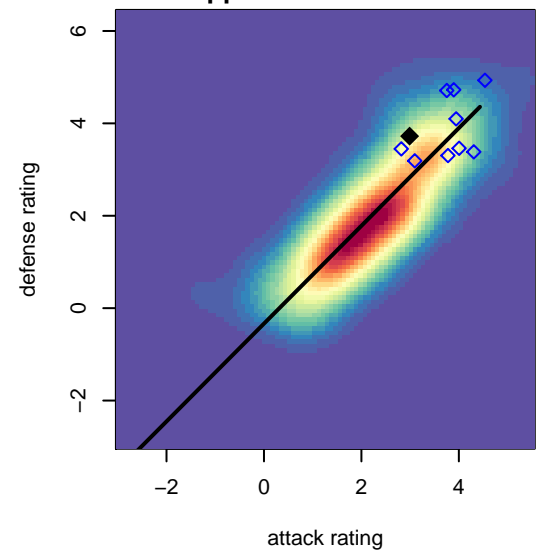
**attack and defense variance (black dot)
relative to other teams
and top 10 in region**



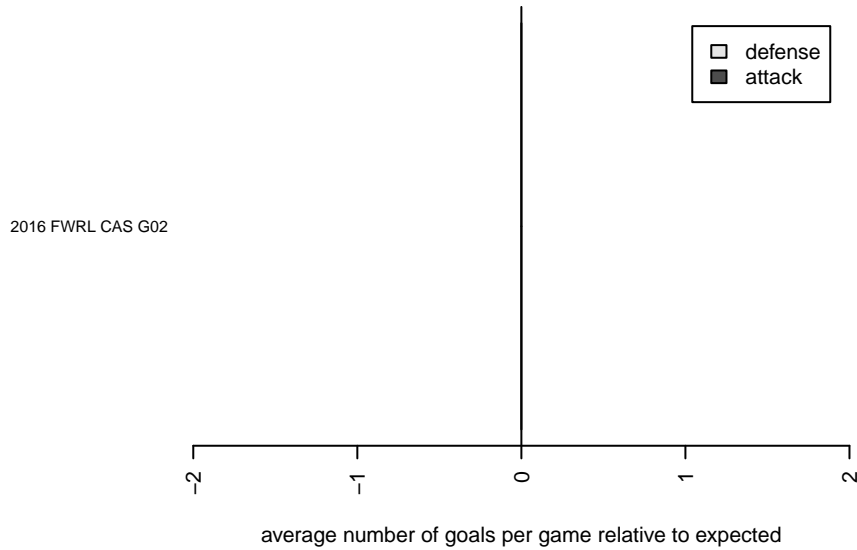
**attack and defense rating
relative to others at age
and all opponents in last 13 months**



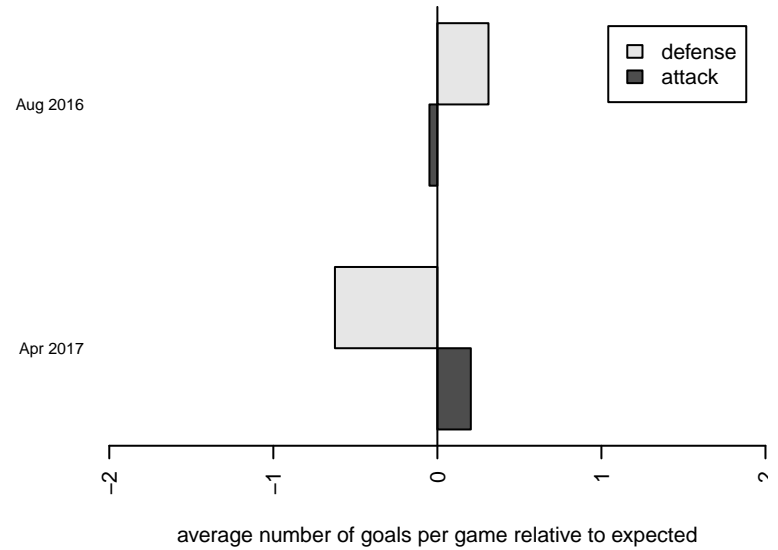
**attack and defense rating
relative to others at age
and all opponents in last 13 months**



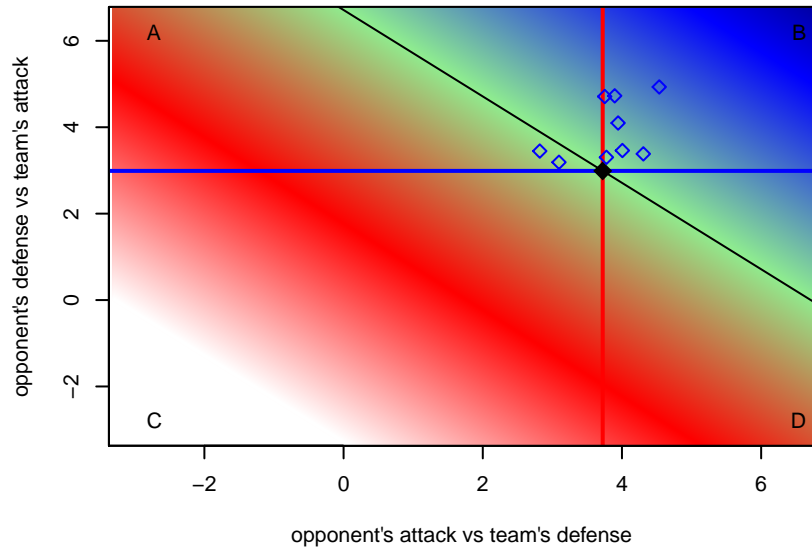
Performance relative to 13 month average



Performance relative to 13 month average



Distribution of opponents
 Red = Lose zone, Blue = Win zone, Green = Even
 Black line separates win/lose zones



lot. A=Neither has attack advantage, B=Opponent has both attack and defense advantage, C=Opponent has both attack and defense disadvantage, D=Both have

date	home		away		venue	pred.home	pred.away
2017-04-08	FRAM Hoffman G02	0	Beach FC SB G02	0	2016 FWRL CAS G02	1.01	0.57
2017-04-02	Albion SC Academy G02	3	Beach FC SB G02	1	2016 FWRL CAS G02	1.23	0.53
2017-04-01	LA Galaxy SD Elite G02	2	Beach FC SB G02	1	2016 FWRL CAS G02	0.88	0.29
2016-12-11	Fullerton Rangers White G02	0	Beach FC SB G02	1	2016 FWRL CAS G02	0.45	0.77
2016-12-03	Beach FC SB G02	0	LA Galaxy SB Elite G02	1	2016 FWRL CAS G02	0.65	1.17
2016-08-28	Beach FC SB G02	0	Beach FC Academy G02	1	2016 FWRL CAS G02	0.20	1.18
2016-08-27	Beach FC SB G02	0	Legends FC Academy G02	1	2016 FWRL CAS G02	0.17	1.60
2016-08-21	Beach FC SB G02	0	Legends FC Academy II G02	1	2016 FWRL CAS G02	0.22	1.02
2016-08-20	Beach FC SB G02	1	CDA Slammers SC EGSL Whittier G02	0	2016 FWRL CAS G02	0.60	0.44